



Handheld Vacuum

Model: VC-819

Please read the instructions
carefully before use



Warning!

1. Charge it for 5-6 hours before first use. Carefully check if all parts of the handheld vacuum cleaner are in good condition.
2. Do not use this vacuum cleaner as a toy. Children are allowed to use it under the supervision of adults.
3. Use it according to the company's instructions. Only the original factory parts can be used, can not be replaced by other brands of accessories.
4. Do not use the vacuum cleaner when there is no dust cylinder and filter, otherwise it will cause product damage.
5. Don't use it when your vacuum cleaner falls into the water. Please contact us in time.
6. Do not use when the vacuum cleaner is damaged or partially damaged. Please replace it in time.
7. When you use a vacuum cleaner, try to keep your loose clothes, hair, and fingers away from the inlet.
8. Do not arbitrarily replace parts not produced by the original factory, this may cause the malfunction of this product, suction can not meet the requirements.

9. Don't vacuum the burning objects, like cigarettes butts, paper, charcoal, etc.
10. This vacuum cleaner can not be used to absorb other chemical products such as flammable and explosive articles, paint, water, etc. Do not use a vacuum cleaner to draw heavily corrosive liquids, such as strong acids.
11. Do not disassemble the vacuum cleaner privately, otherwise the product function will not meet the design requirements or cause product failure.
12. When the vacuum cleaner has trouble, do not repair. Please contact us.
13. When the dust can is filled with garbage, clean it up in time and continue to use it. Otherwise it will cause suction to decrease.
14. When you buy this product for a long time, you must charge it once within three months, otherwise the battery capacity will decay.
15. When charging, please arrange the wire, do not touch sharp objects, damage or cut the wire. These may cause danger.
16. Keep your vacuum cleaner in a ventilated and dry place when you don't use it. Keep it away from children.

You are welcome to use this product vacuum cleaner, but for safer use, please follow the above safety warning carefully.

Part Name



1. Dust cylinder

2. HEPA Filter

3. Indicator Lights

4. Power Button

5. Handle

6. Blowing Nozzle

7. Extension Soft
Pipe

8. Hairbrush Tool

9. Crevice Nozzle(a)
Crevice Nozzle(b)

10. Storage Bag

11. USB Cable

Blowing Nozzle: Inflate different models of air beds.

Extension Soft Pipe: Connect the inflation nozzle hose.

Hairbrush Tool: Vacuum suction accessories.

Crevice Nozzle: Vacuum suction (a) & blowing accessories (b).

Bag: Vacuum handheld vacuum storage bag.

Charging method:

- Please use 5V2A charging head to charge.
- Plug the TYPE C plug of the USB charger into the square hole in the lower part of the vacuum cleaner, then plug the charger into the socket.
- The power indicator at the top of the vacuum cleaner will turn on during normal charging.
- Please unplug after charging 4 hours.



Operating Mode & Runtime:

- For standard mode, the product can last 45+ mins.
- For high mode, the product can last 25+ mins.



Multifunctional parts for indoor /outdoor/auto application

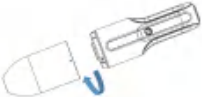


		
Vacuum clean the sofa	Vacuum clean the car	Vacuum clean up pet hair
		
Inflatable mattress	Inflatable swim ring	Inflatable toys

Maintenance:



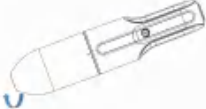
1. After each use please clean up the dust cylinder and filter to ensure that the product prolongs its service life.
2. Do not wipe the vacuum cleaner with rough or chemical solvents etc.
3. To keep the battery in good condition, charge it once in a three months even if you are not using it.

4. Use clean water to clean the cloth bag and filter, dry and then put into the dust tube.
5. Don't disassemble the vacuum cleaner, please send it to a special repair shop or contact the dealer if there is any trouble.

How to take out the dust can and take out the garbage

		
Rotate the dust cylinder clockwise	Remove filter from dust tube	Pick up the dustbin and dump the rubbish

How to Load the Dust Cylinder

		
Put the filter in the dust tube	Load the dust drum according to the main body mark	Rotate the dust cylinder counterclockwise

Product specifications and parameters

Product model	VC-819
Voltage	7.4 V
Power	75 \pm 10% Watts
Suction	High 6.0 \pm 0.5kpa Low 4 \pm 0.4kpa
Product weight	~ 1.26 LBS
Product size	1.33 inch long, 0.3 inch in diameter
Service temperature	0-40 °C
Battery	4800 mAh
Sound level	70 dB
Operating time	6Kpa 25 min 4Kpa 45 min
Vacuum Capacity	400 ml
Standard Gear	45 \pm 10%mins working time
High Gear	25 \pm 10% mins working time
Charging Port	USB-Type-C

Troubleshooting:

Email: service@dreamiracle.com

Troubles	Troubleshooting
Are there any charging indicator lights?	When you plugging the cleaner for charging, there will be a light flashing always and when the charge is full, three white lights will turn on and remain on until you unplug the cleaner.
How to clean it?	It should be cleaned with a cleaning cloth dampened with water or cleaning fluid. The cleaning cloth should be wrung out to avoid water entering the machine.
How noisy it is?	During the working state, it produces ≤ 75 db of sound.
How many volts is this vacuum?	It's 12.6V, and the output voltage of this product is very low (max 14.5V) so there is no danger.
Is this vacuum good for cleaning mattresses?	Yes, this is suitable for use on any sensitive surfaces.
I received a tiny round filter that looks like it goes on the round entry to the motor part from the filtered dust holding part to protect. Any ideas?	Yes, that round filter goes into the motor part between the motor part and dust part. You can feel it sits nicely there.

Email: service@dreamiracle.com

<p>Can i use gasoline to clean the surface of the product?</p>	<p>Please do not use Gasoline or any other corrosive substance to clean the surface of the product. It should be cleaned as suggested in the product's manual.</p>
<p>What's the cleaning effect of this vacuum cleaner?</p>	<p>It's suction is very strong, can be very good to clean the hair falling on the floor, dust on the sofa, food residue on the table and so on. Moreover, it's rechargeable, and you can easily carry it to clean your house without having to carry a bulky vacuum cleaner.</p>
<p>Can it be used in cars?</p>	<p>Of course, it was made for this! Convenient for users to use in the car, it is designed as a portable, cordless, rechargeable style, with it, you can no longer worry about children or pets dirty your car chair and cushion.</p>



Technical Support

Instagram: [dreamiracle_official](#)

YouTube: [Dreamiracle Official](#)

Facebook: [@dreamiracle2020](#)

Website: [www.dreamiracle.com](#)

Email: service@dreamiracle.com

Call: +1 (202) 972-4218

Made in China